

Listing In HTML

- A common applications of HTML is to display the list of items.
- The most popular types of lists that can be created using HTML are:
 - ✓ Unordered List
 - ✓ Ordered List

Unordered List

- When the list of contents that you want to display don't have to follow any sequence then you can use Unordered list.
- Each item in the unordered list is indented.

For Example, while creating list of Electronic products, where sequence of occurrence does not matter.



``



tag is used to create a Unordered list.

Unordered List

- When the list of contents that you want to display don't have to follow any sequence then you can use Unordered list.
- Each item in the unordered list is indented.

For Example, while creating list of Electronic products, where sequence of occurrence does not matter.





tag identifies a item in the list.

Unordered List

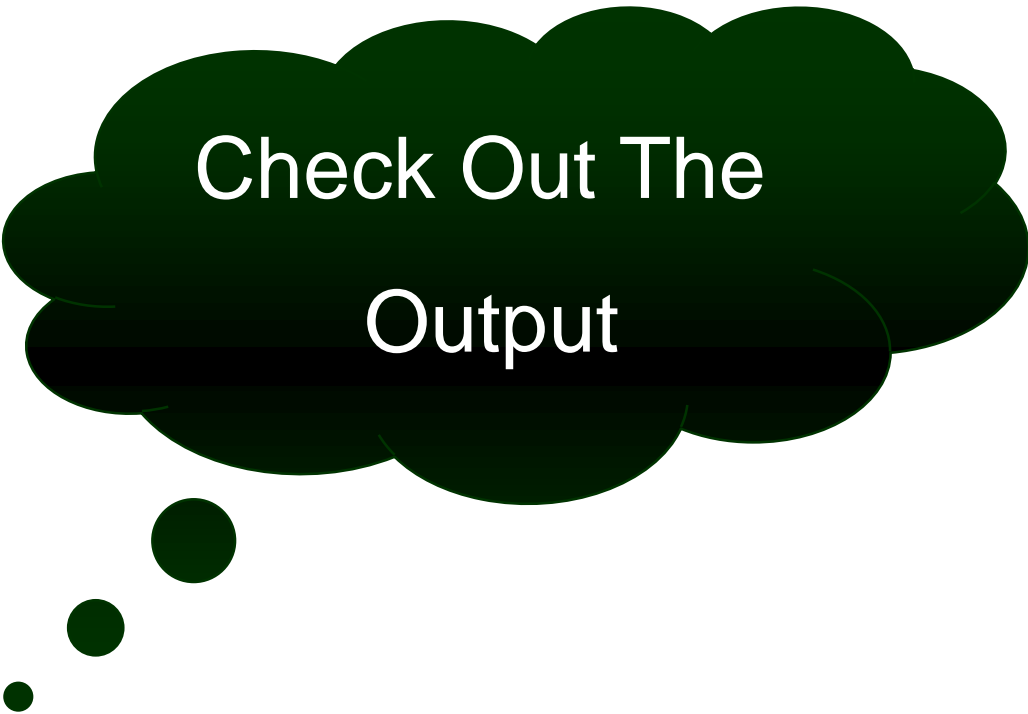
```
<HTML>
<BODY>
<H3>List of Electronic
<UL>
<LI>T.V.</LI>
<LI>VCD</LI>
<LI>DVD</LI>
<LI>REFRIGERATOR</LI>
<LI>WASHING MACHINE</LI>
<LI>MICRO OVEN</LI>
</UL>
</BODY>
</HTML>
```



Check Out An
Example

List of Electronic Products

- T.V.
- VCD
- DVD
- REFRIGERATOR
- WASHING MACHINE
- MICRO OVEN



Ordered List

- When the list of contents that you want to display have to follow a sequence.
- Each item in the ordered list is indented.
- For Example, creating a list of students based on their merit.



``



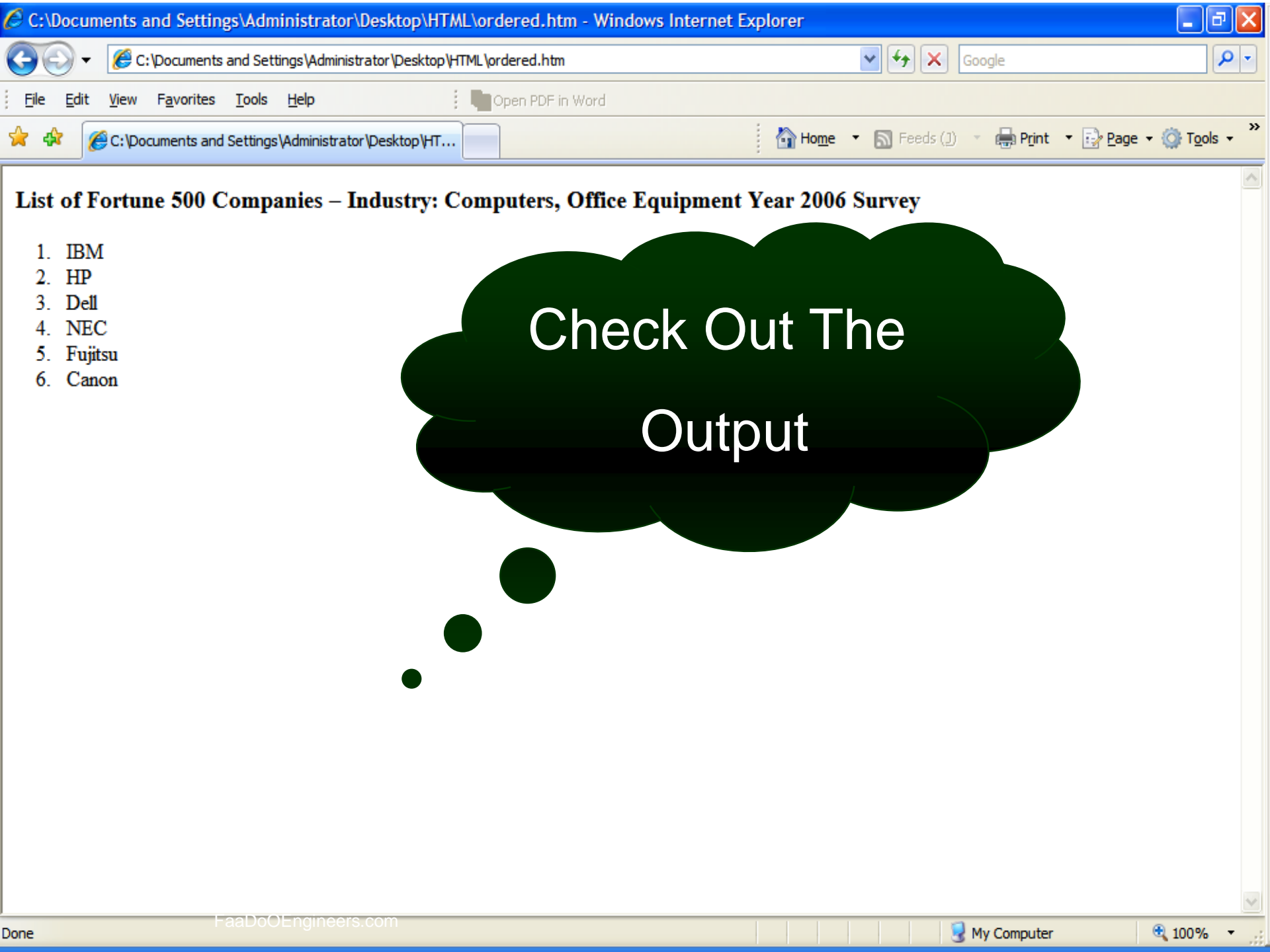
tag is used to create a Ordered list.

Ordered List

```
<HTML>
<BODY>
<H3>List of Fortune 500
  Equipment Year 2000
<OL>
<LI>IBM</LI>
<LI>HP</LI>
<LI>Dell</LI>
<LI>NEC</LI>
<LI>Fujitsu</LI>
<LI>Canon</LI>
</OL>
</BODY>
</HTML>
```

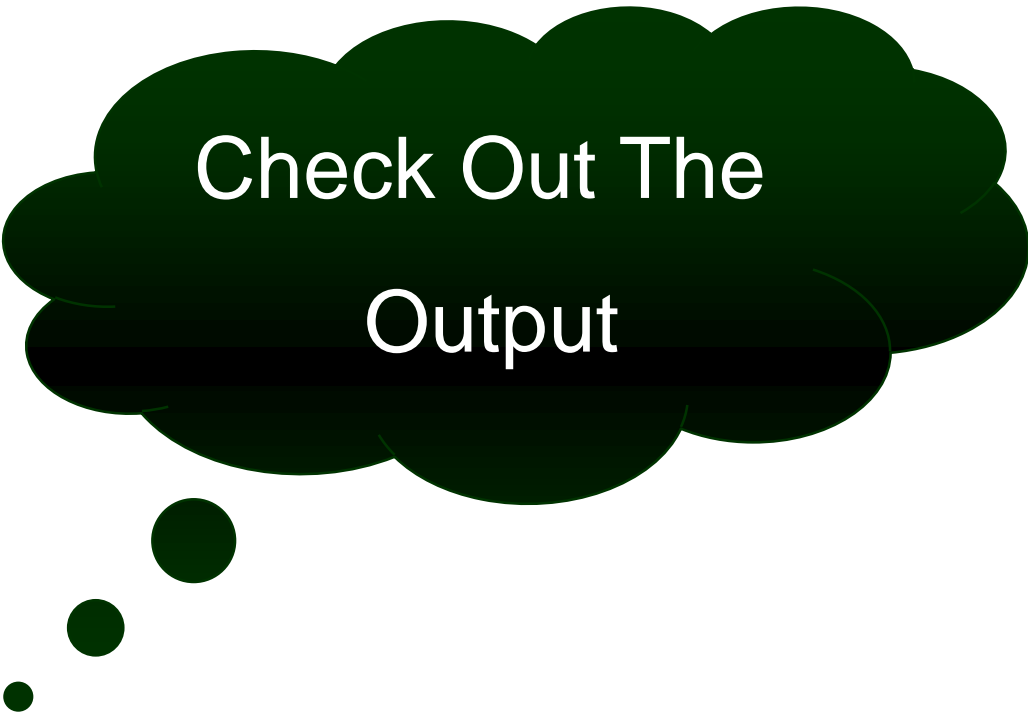


Check Out An
Example



List of Fortune 500 Companies – Industry: Computers, Office Equipment Year 2006 Survey

- 1. IBM
- 2. HP
- 3. Dell
- 4. NEC
- 5. Fujitsu
- 6. Canon



Check Out The
Output