

# Requirement Analysis

C:\Documents and Settings\Administrator\Desktop\HTML\rowspan.htm - Windows Internet Explorer

C:\Documents and Settings\Administrator\Desktop\HTML\rowspan.htm Google

File Edit View Favorites Tools Help

C:\Documents and Settings\Administrator\De... Home Feeds (J) Print Page Tools

ROWSPAN Example

Group Name	SubGroup Name	Group Name	SubGroup Name
Group 1	1a	Group 2	2a
	1b		2b
	1c		2c
	1d		2d


Done My Computer 100%

## Code Snippet To Fulfill the Requirement

```
<table border="1">
<caption>ROWSPAN Example</caption>
<tr><th>Group Name</th>
<th>SubGroup Name</th>
<th>Group Name</th>
<th>SubGroup Name</th>
</tr>
<TR>
<td ROWSPAN="4"> Group 1</td> <td>1a</td>
<td ROWSPAN="4"> Group 2</td><td>2a</td>
</tr>
```

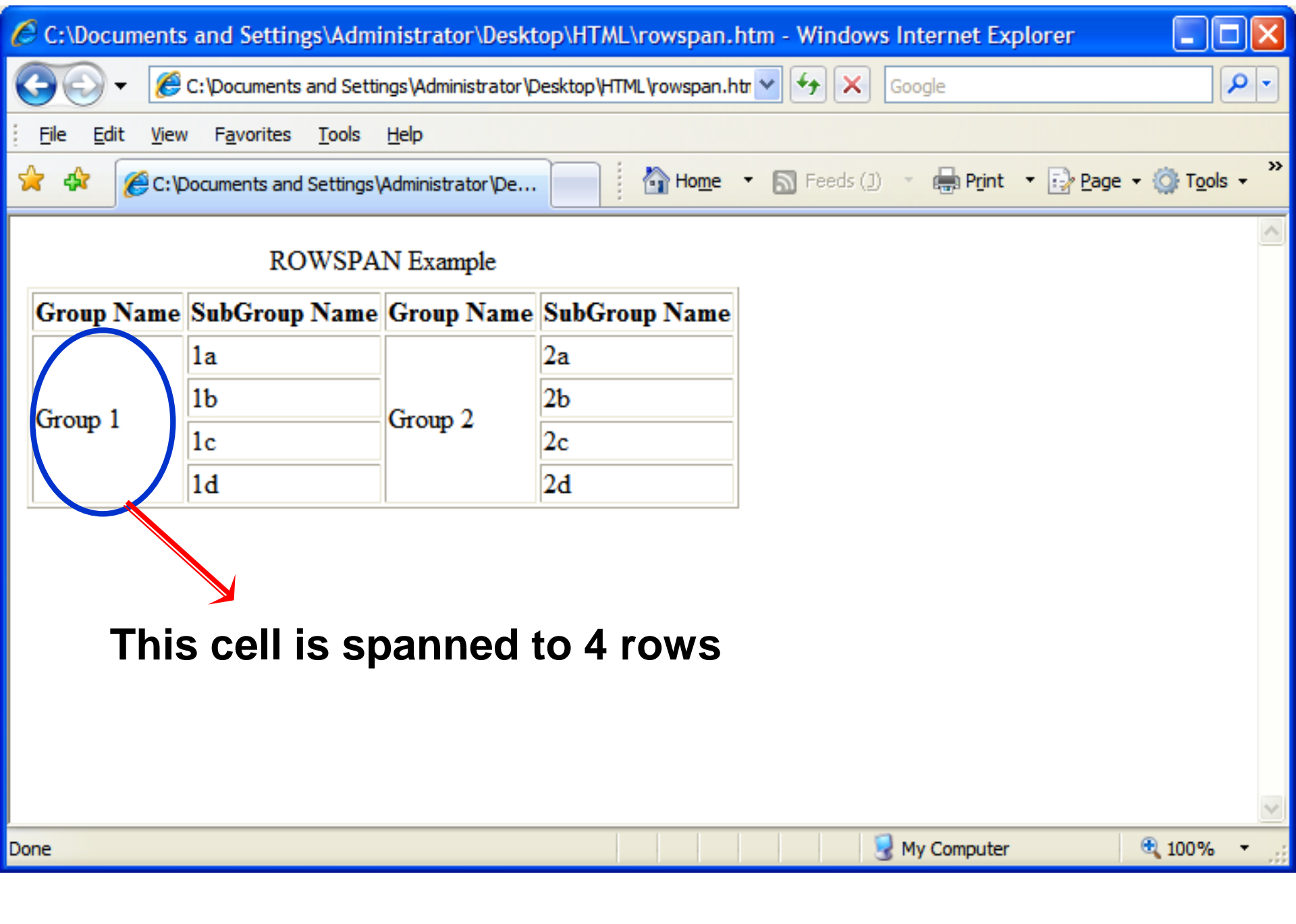
```
<tr>
<td>1b</td>
<td>2b</td>
</tr>
<tr>
<td>1c</td>
<td>2c</td>
</tr>
<tr>
<td>1d</td>
<td>2d</td>
</tr>
</table>
```

This attribute is used to span cell more than one row. In this case it will span the 1<sup>st</sup> column into four rows including the current row.



```
<table border="1">
<caption>ROWSPAN Example</caption>
<tr><th>Group Name</th>
<th>SubGroup Name</th>
<th>Group Name</th>
<th>SubGroup Name</th>
</tr>
<TR>
<td rowspan="4"> Group 1</td> <td>1a</td>
<td rowspan="4"> Group 2</td><td>2a</td>
</tr>
```

```
<tr>
<td>1b</td>
<td>2b</td>
</tr>
<tr>
<td>1c</td>
<td>2c</td>
</tr>
<tr>
<td>1d</td>
<td>2d</td>
</tr>
</table>
```




### ROWSPAN Example

Group Name	SubGroup Name	Group Name	SubGroup Name
Group 1	1a	Group 2	2a
	1b		2b
	1c		2c
	1d		2d

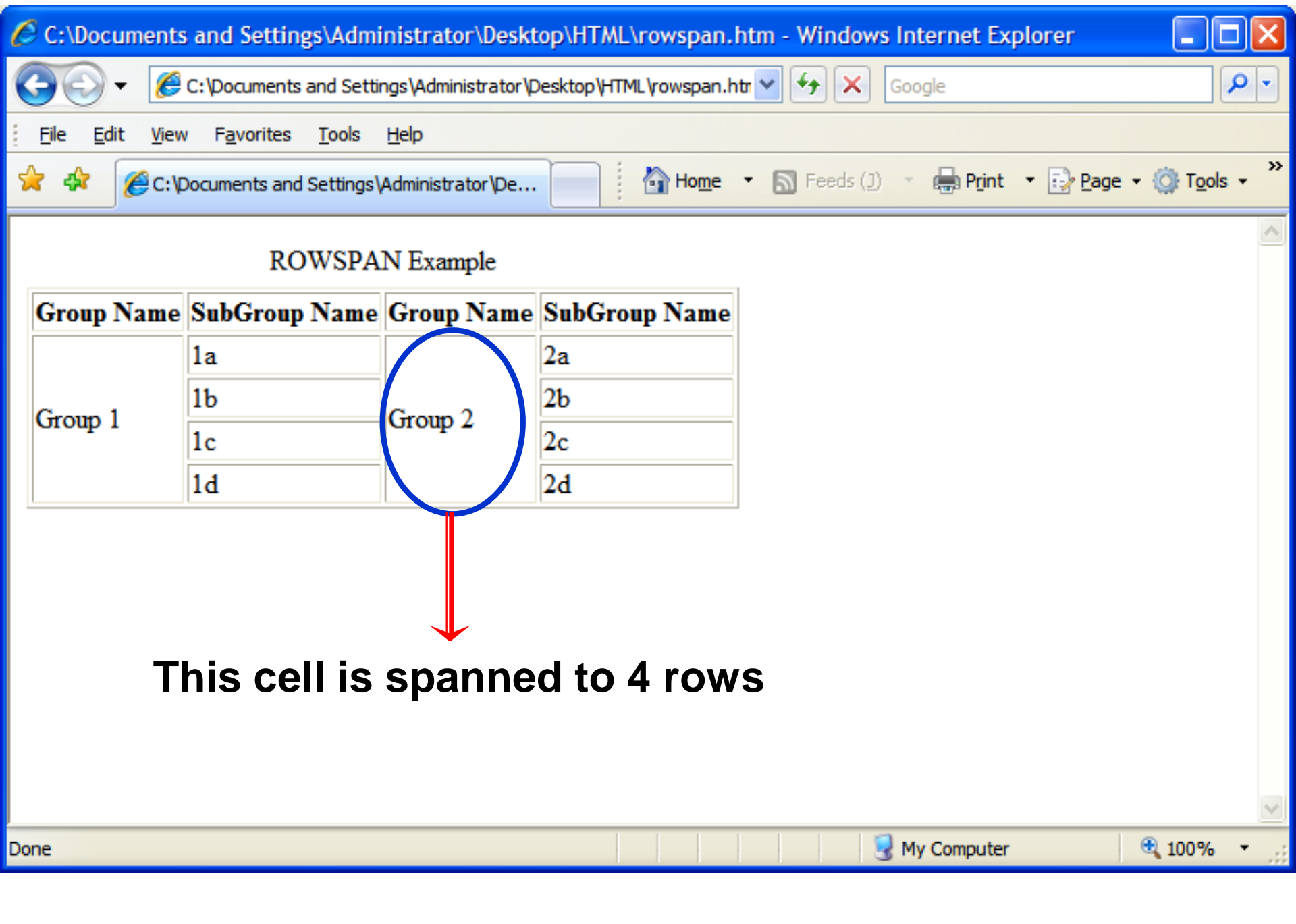
**This cell is spanned to 4 rows**

The 3<sup>rd</sup> column is spanning more 4 rows including the current row..



```
<table border="1">
<caption>ROWSPAN Example</caption>
<tr><th>Group Name</th>
<th>SubGroup Name</th>
<th>Group Name</th>
<th>SubGroup Name</th>
</tr>
<TR>
<td ROWSPAN="4"> Group 1</td> <td>1a</td>
<td ROWSPAN="4"> Group 2</td><td>2a</td>
</tr>
```

```
<tr>
<td>1b</td>
<td>2b</td>
</tr>
<tr>
<td>1c</td>
<td>2c</td>
</tr>
<tr>
<td>1d</td>
<td>2d</td>
</tr>
</table>
```



### ROWSPAN Example

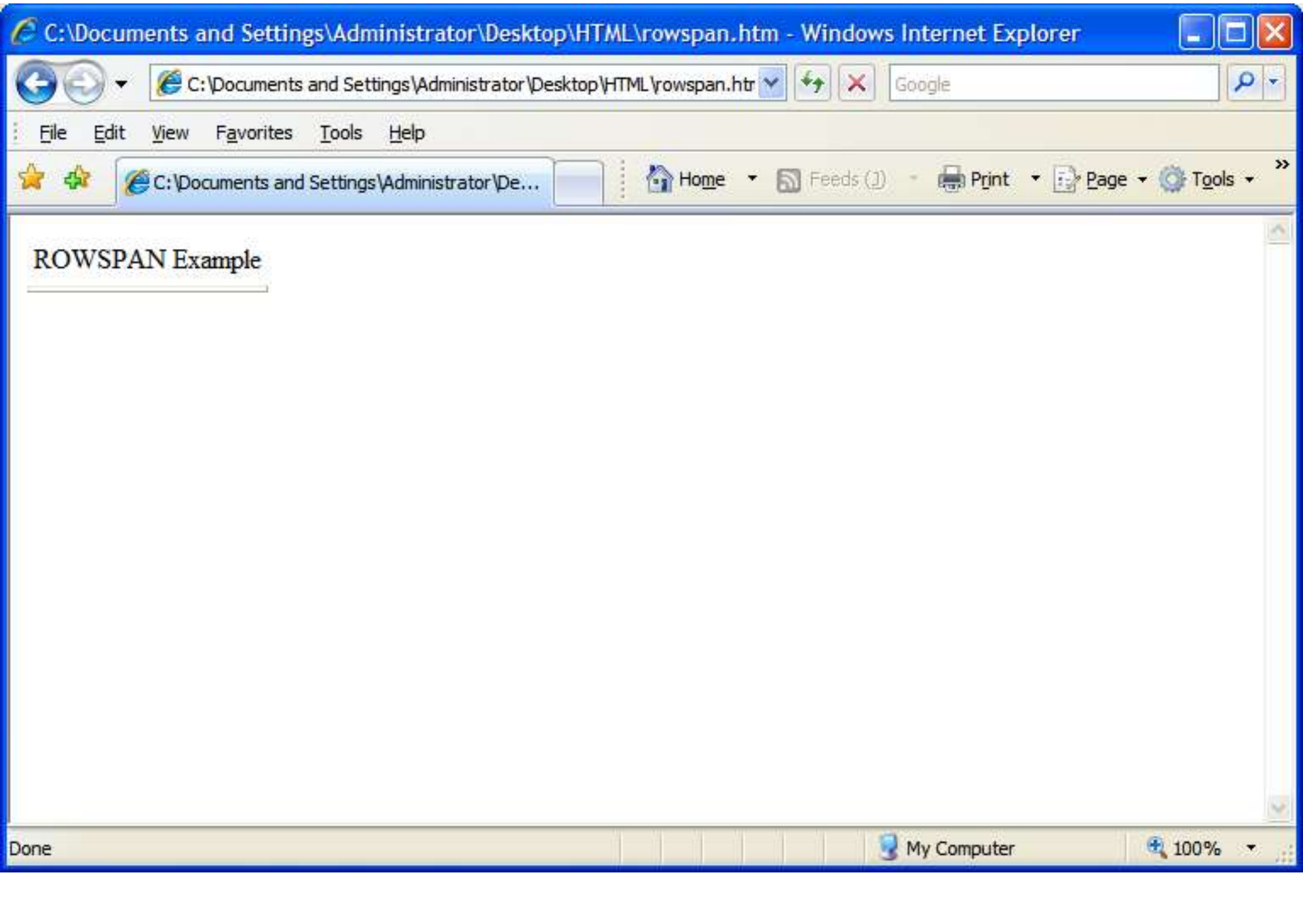
Group Name	SubGroup Name	Group Name	SubGroup Name
Group 1	1a	Group 2	2a
	1b		2b
	1c		2c
	1d		2d

**This cell is spanned to 4 rows**

# Analyzing The Code

```
<table border="1">
```

```
<caption>ROWSPAN Example</caption>
```



C:\Documents and Settings\Administrator\Desktop\HTML\rowspan.htm - Windows Internet Explorer

C:\Documents and Settings\Administrator\Desktop\HTML\rowspan.htm Google

File Edit View Favorites Tools Help

C:\Documents and Settings\Administrator\De... Home Feeds (1) Print Page Tools

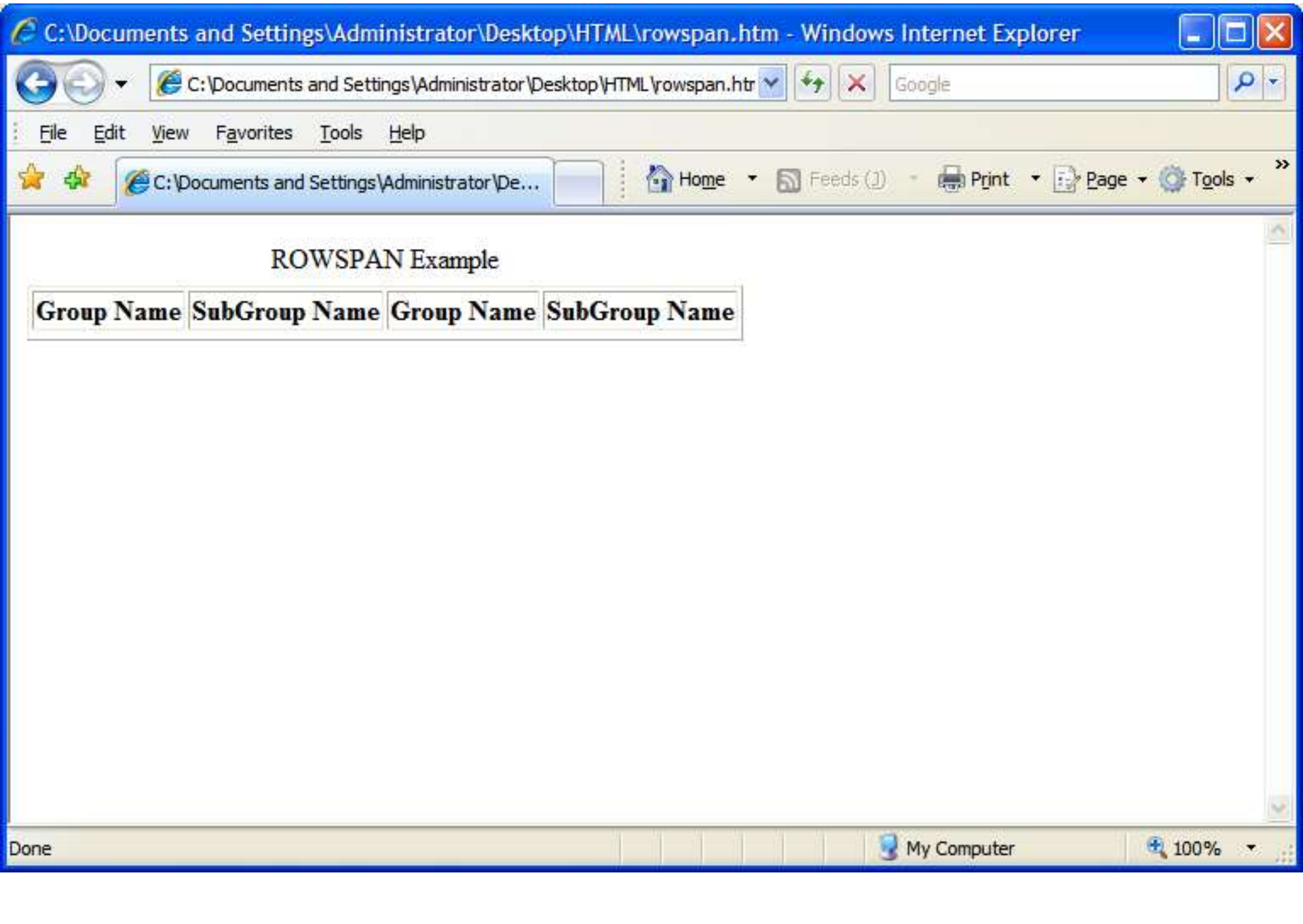
ROWSPAN Example

Done My Computer 100%



# Analyzing The Code

```
<table border="1">  
<caption>ROWSPAN Example</caption>  
<tr><th>Group Name</th>  
<th>SubGroup Name</th>  
<th>Group Name</th>  
<th>SubGroup Name</th>  
</tr>
```



### ROWSPAN Example

<b>Group Name</b>	<b>SubGroup Name</b>	<b>Group Name</b>	<b>SubGroup Name</b>
-------------------	----------------------	-------------------	----------------------

# Analyzing The Code

```
<table border="1">  
<caption>ROWSPAN Example</caption>  
<tr><th>Group Name</th>  
<th>SubGroup Name</th>  
<th>Group Name</th>  
<th>SubGroup Name</th>  
</tr>  
<TR>  
<td ROWSPAN="4"> Group 1</td> <td>1a</td>  
<td ROWSPAN="4"> Group 2</td><td>2a</td>  
</tr>
```

C:\Documents and Settings\Administrator\Desktop\HTML\rowspan.htm - Windows Internet Explorer

C:\Documents and Settings\Administrator\Desktop\HTML\rowspan.htm Google

File Edit View Favorites Tools Help

C:\Documents and Settings\Administrator\De... Home Feeds (J) Print Page Tools

### ROWSPAN Example

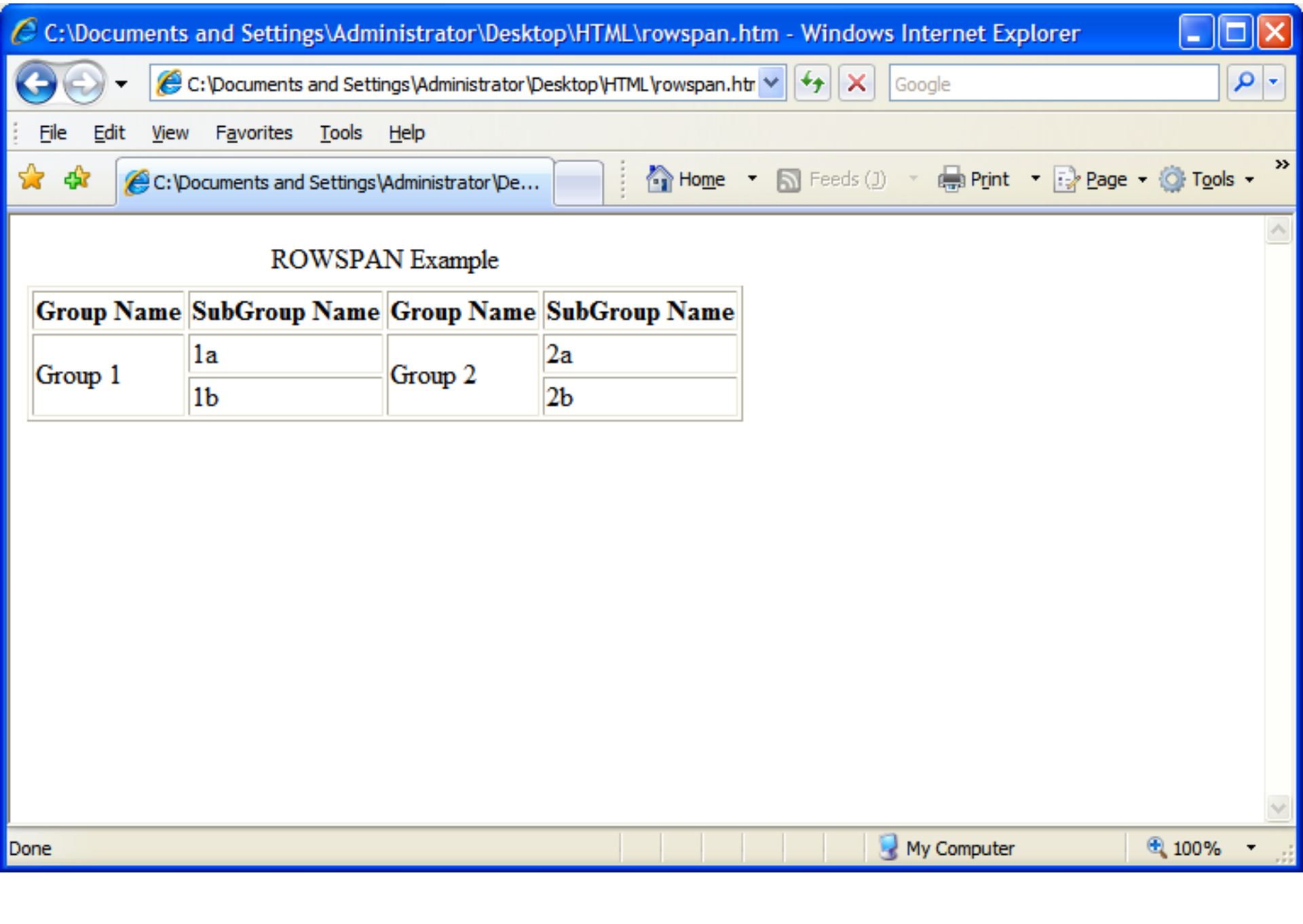
Group Name	SubGroup Name	Group Name	SubGroup Name
Group 1	1a	Group 2	2a

Done My Computer 100%

# Analyzing The Code

```
<table border="1">
<caption>ROWSPAN Example</caption>
<tr><th>Group Name</th>
<th>SubGroup Name</th>
<th>Group Name</th>
<th>SubGroup Name</th>
</tr>
<TR>
<td ROWSPAN="4"> Group 1</td> <td>1a</td>
<td ROWSPAN="4"> Group 2</td><td>2a</td>
</tr>
```

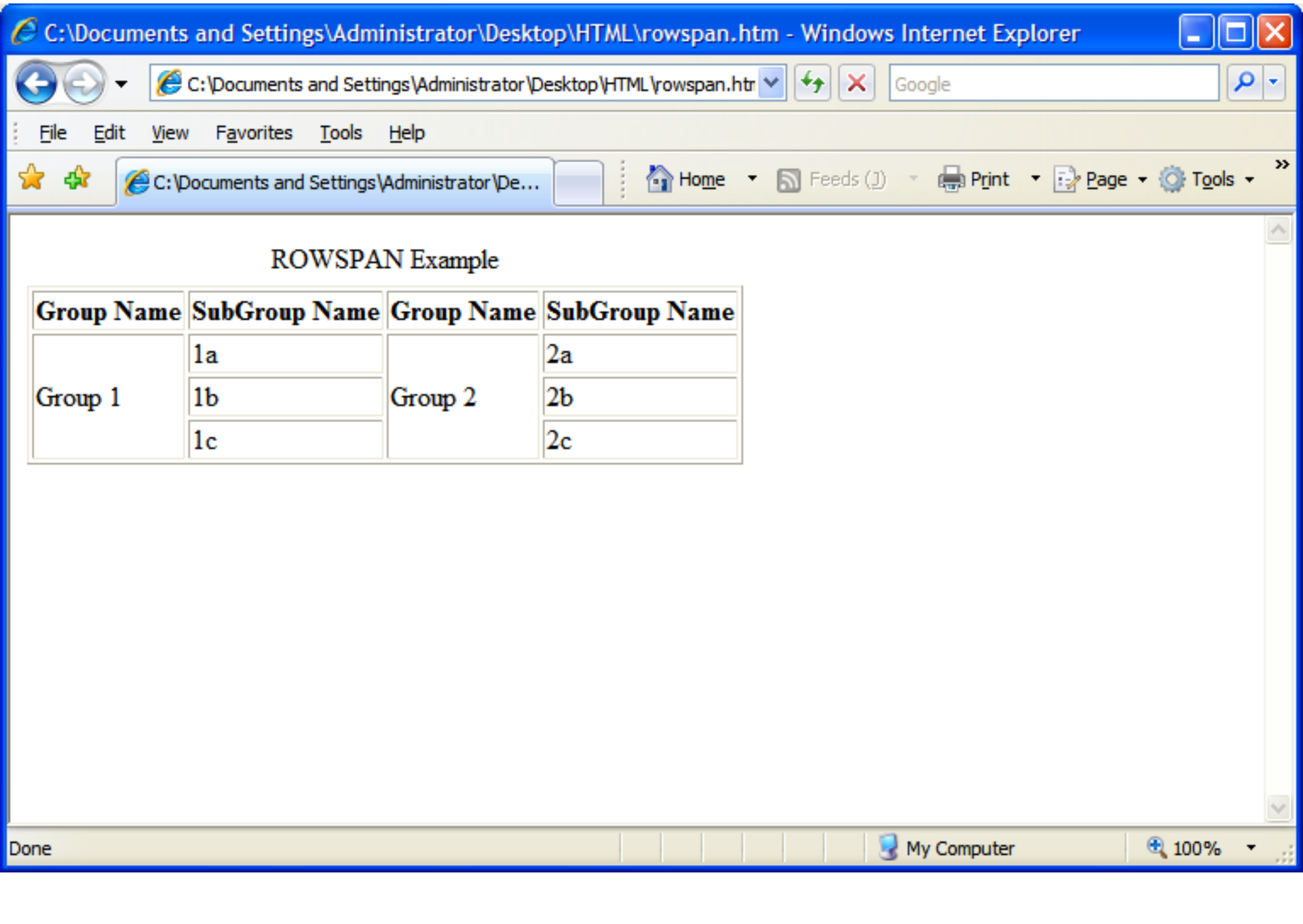
```
<tr>
<td>1b</td>
<td>2b</td>
</tr>
```



# Analyzing The Code

```
<table border="1">
<caption>ROWSPAN Example</caption>
<tr><th>Group Name</th>
<th>SubGroup Name</th>
<th>Group Name</th>
<th>SubGroup Name</th>
</tr>
<TR>
<td ROWSPAN="4"> Group 1</td> <td>1a</td>
<td ROWSPAN="4"> Group 2</td><td>2a</td>
</tr>
```

```
<tr>
<td>1b</td>
<td>2b</td>
</tr>
<tr>
<td>1c</td>
<td>2c</td>
</tr>
```



### ROWSPAN Example

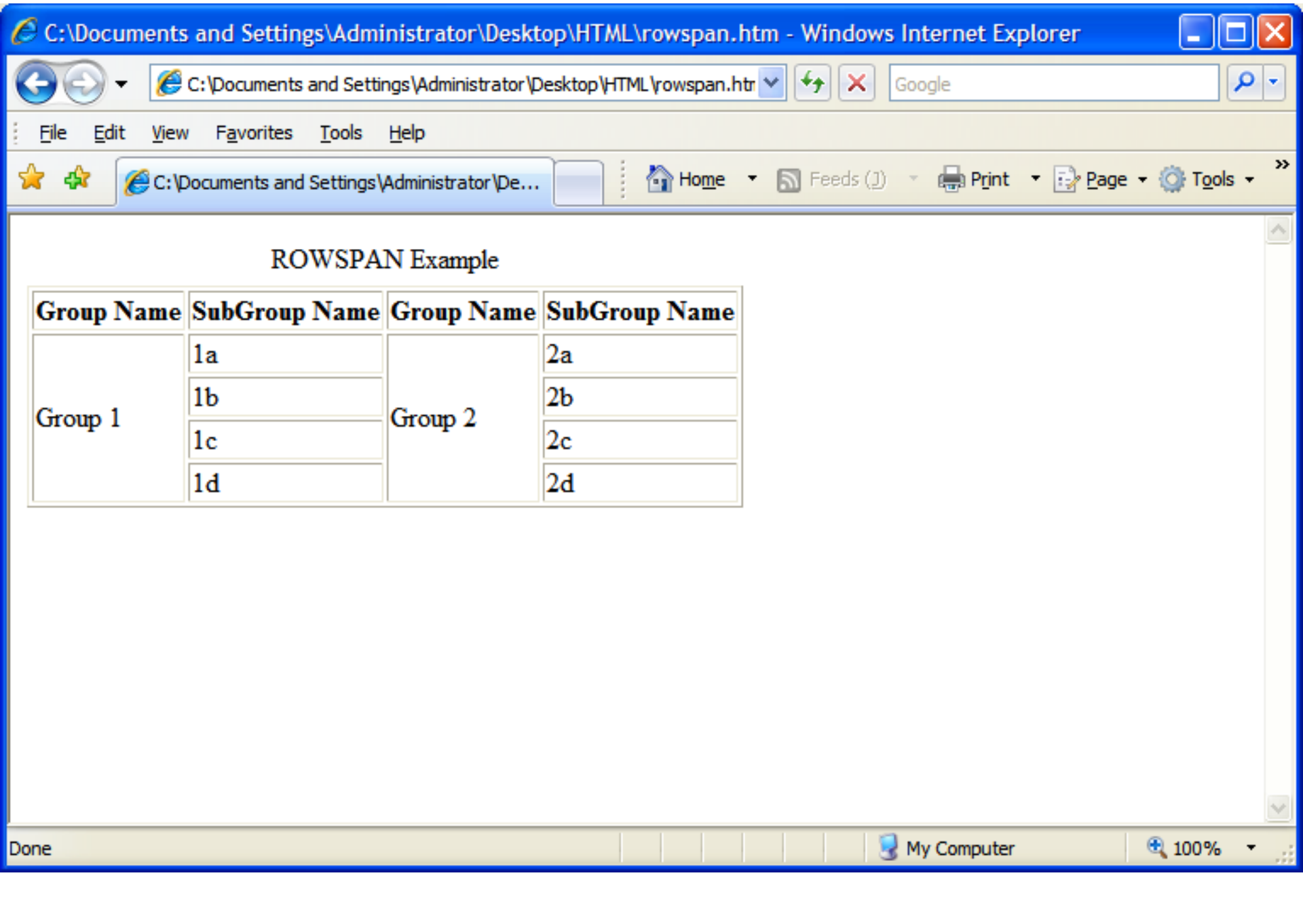
Group Name	SubGroup Name	Group Name	SubGroup Name
Group 1	1a	Group 2	2a
	1b		2b
	1c		2c



# Analyzing The Code

```
<table border="1">
<caption>ROWSPAN Example</caption>
<tr><th>Group Name</th>
<th>SubGroup Name</th>
<th>Group Name</th>
<th>SubGroup Name</th>
</tr>
<TR>
<td ROWSPAN="4"> Group 1</td> <td>1a</td>
<td ROWSPAN="4"> Group 2</td><td>2a</td>
</tr>
```

```
<tr>
<td>1b</td>
<td>2b</td>
</tr>
<tr>
<td>1c</td>
<td>2c</td>
</tr>
<tr>
<td>1d</td>
<td>2d</td>
</tr>
</table>
```



### ROWSPAN Example

Group Name	SubGroup Name	Group Name	SubGroup Name
Group 1	1a	Group 2	2a
	1b		2b
	1c		2c
	1d		2d

# Requirement Analysis

C:\Documents and Settings\Administrator\Desktop\HTML\colspan.htm - Windows Internet Explorer

C:\Documents and Settings\Administrator\Desktop\HTML\colspan.htm

Google

File Edit View Favorites Tools Help

C:\Documents and Settings\Administrator\De... Home Feeds (J) Print Page Tools

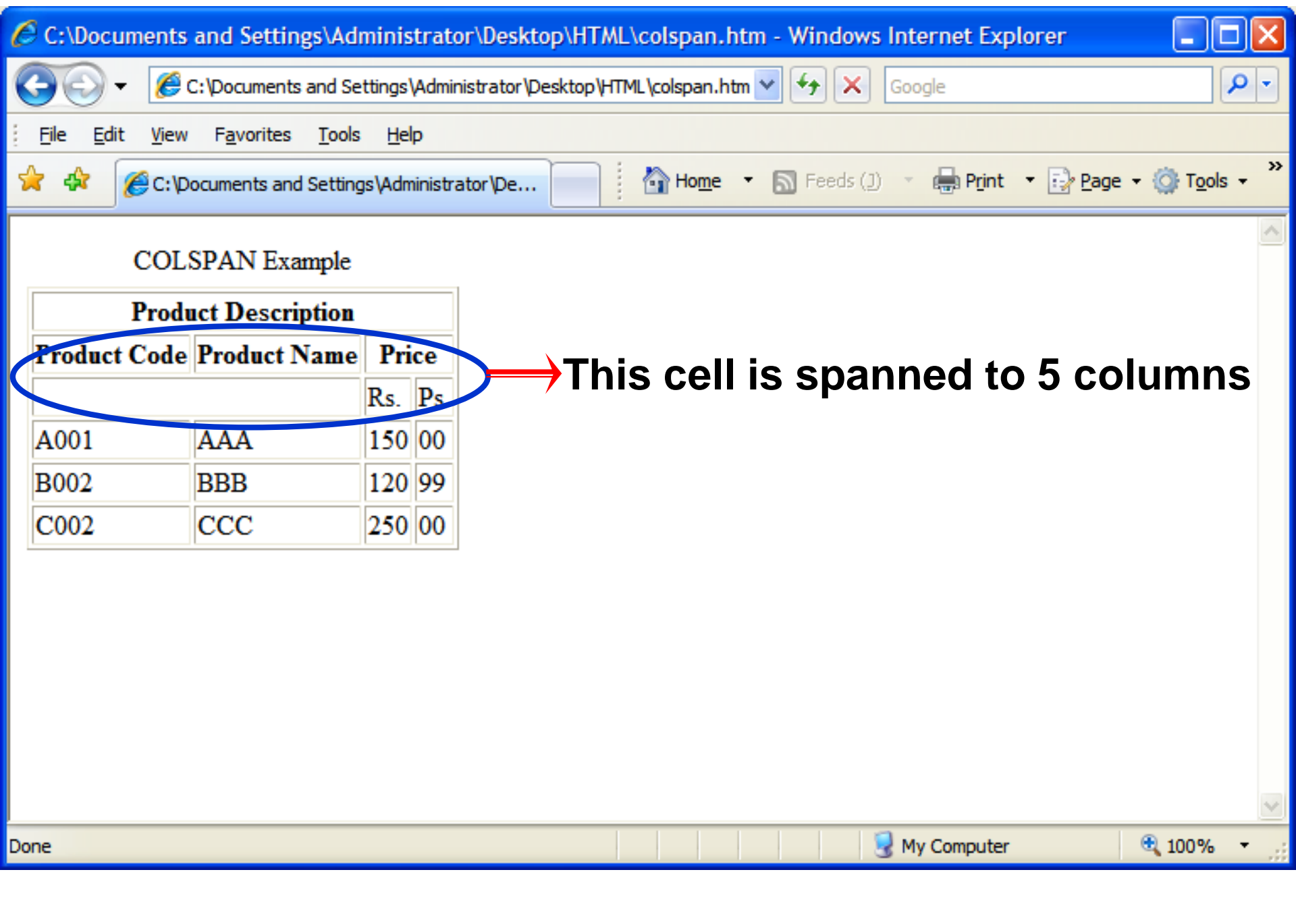
### COLSPAN Example

Product Description			
Product Code	Product Name	Price	
		Rs.	Ps.
A001	AAA	150	00
B002	BBB	120	99
C002	CCC	250	00

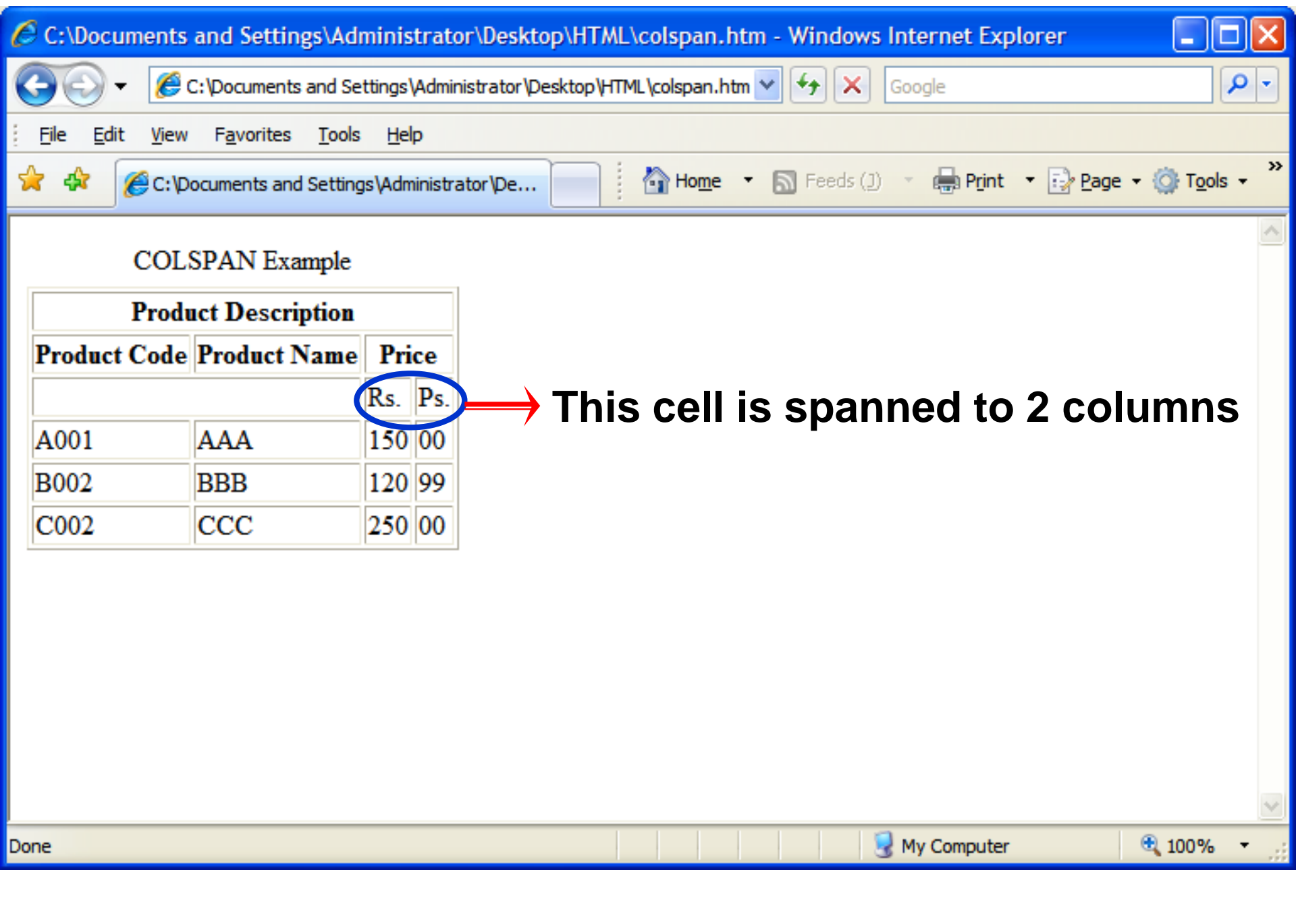
Done My Computer 100%











COLSPAN Example

Product Description			
Product Code	Product Name	Price	
		Rs.	Ps.
A001	AAA	150	00
B002	BBB	120	99
C002	CCC	250	00

This cell is spanned to 2 columns



